



LAI NEW MEMBER POWERPOINT PRESENTATION







STYLE GUIDE

FONT

The font used throughout the presentation is Roboto. If you don't already have this font, you will need to download and install it before opening and editing the PowerPoint file.

COLOR PALETTE

The color palette reflects the enhanced brand of LAI.

						
#2D4F70	#2688AE	#88C1D5	#000033	#FF6633	#F6914E	#999999
R 45 G 79 B 112	R 38 G 136 B 174	R 136 G 193 B 213	R 0 G 0 B 51	R 255 G 102 B 51	R 246 G 145 B 78	R 153 G 153 B 153

PHOTOS

The presentation is designed with lots of photos, and you'll want to add images of your city, Chapter, and events:

Slides 1 & 3: Full-width photos should be at least 1080 pixels wide. The crop is set to approx 300 pixels high (this can be adjusted as in slide 1 of the Ely example PowerPoint presentation).

Slides 10 & 11: These photos should be at least 550 pixels wide.

Keep in mind that JPEG files much larger than these will add to the overall size of your PPT file. If your JPEG files are much larger than these guidelines, we recommend that you resize them before inserting in the slide.